



# Levafix

**Manufacturers  
of  
Spacers & Accessories**  
for precast and in-situ cast concrete,  
for reinforcement, formwork and general contracting.



## LEVACHAIR – CHAIR SPACERS

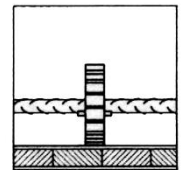

Catalog No.	Concrete Cover
LF25C	25 mm
LF30C	30 mm
LF40C	40 mm
LF50C	50 mm



**Levachairs** are chair spacers for bottom reinforcement To use for a variety of steel diameters.

## LEVAWHEEL – WHEEL SPACERS

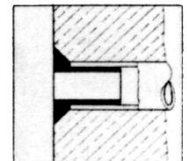

Catalog No.	Concrete Cover
LF25W	25 mm
LF30W	30 mm
LF40W	40 mm
LF50W	50 mm



**Levawheel** – are wheel spacers for vertical and horizontal uses. Extra wide bar support. Minimal form work contact. Resistant with tight core for efficient fixation on steel.

## LEVACONE

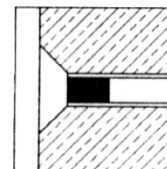
Catalog No.	For inside tube dia
LF11CN	11 mm
LF14CN	14 mm
LF22CN	22 mm
LF25CN	25 mm



**Levacones** are used at the ends of the thruty sleeve and can be easily extracted after removal of the form work.

## LEVASTOP

Catalog No.	INSIDE TUBE DIAMETER
LF11S	6 mm
LF14S	14 mm
LF22S	22 mm
LF25S	25 mm

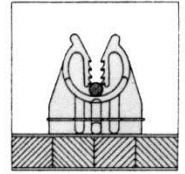



**Levastops** are plastic plugs for filling redundant holes and closing thruty sleeves.

## LEVANORM

Catalog No.	Concrete Cover
LF20N	20 mm
LF25N	25 mm
LF30N	30 mm
LF40N	40 mm
LF50N	50 mm
LF70N	70 mm

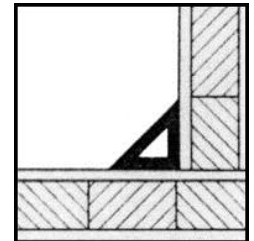
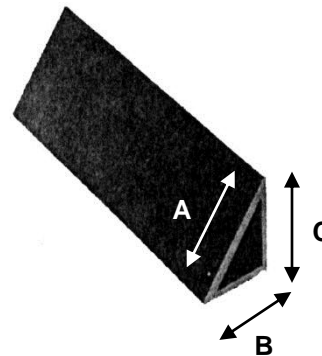
Levanorm are extremely stable plastic spacers.  
Load Capacity 1000 Newton  
Meet requirements in most demanding applications.



## LEVACHAMFER PVC CHAMFERS

Catalog No.	Size mm A x B x C
LCH 15*	15 x 10 x 10
LCH 20*	20 x 15 x 15
LCH 26*	26 x 20 x 20
LCH 28	27 x 20 x 20
LCH 36	36 x 25 x 25
LCH 40	40 x 28 x 28



Levachamfers are designed for forming chamfered corners to columns and beams. Extruded of rigid PVC reusable.



## LEVACHAMFER PVC CHAMFERS WITH NAILING FLANGE

Catalog No.	Size mm A x B
LCH 27R	25 x 18 x 10

Corners to columns and beams.  
Extruded of rigid PVC reusable.



## LEVATRAPEZ WATERDRIP & VOID FORMER

Catalog No.	Size A x B
LZ 30	30 x 20
LZ 40	40 x 30

Levatrapez can be fixed on form work for forming trapeziform access to precast façade elements.

